



SYNTON-TECH CORPORATION
CEMENT POWER RESISTORS
(SQZ TYPE)

File No. :	SQZ-02-D
Version :	A
Page :	1/7
Date :	2021.01.01

1. INTRODUCTION

Cement resistors are manufactured by winding the ceramic rods with metal alloy resistance wire and put it in a fireproof ceramic box then concrete with non-flameable and heat-resistant cement.

2. FEATURES

- Heat and flame resistant!
- Completely insulated character suitable for printed circuit board.
- For high resistance value, the winding core will be replaced by metal oxide film cutting core (RS type).
- Non inductive type are available on request!

APPROVED	CHECKED	DESIGNED	REMARK	DOCUMENT NO.
Carol	May	Chen		0201010115



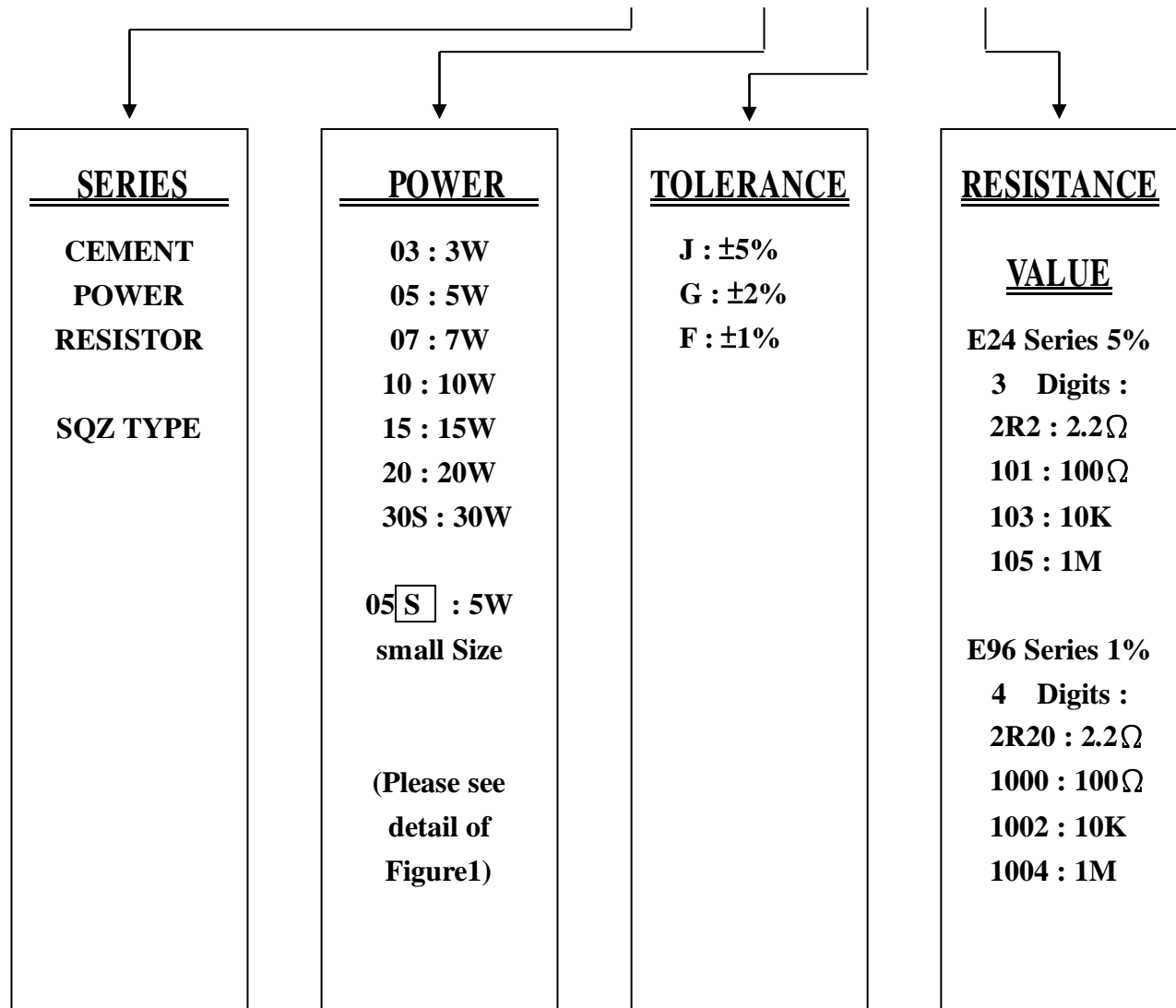
SYNTON-TECH CORPORATION
CEMENT POWER RESISTORS
(SQZ TYPE)

File No. : SQZ-02-D
Version : A
Page : 2/7
Date : 2021.01.01

3. EXPLANATIONS OF ORDERING CODE

DESCRIPTION : SQZ 5W 5% 10K

SYNTON CODE : SQZ 05 J 103





SYNTON-TECH CORPORATION
CEMENT POWER RESISTORS
(SQZ TYPE)

File No. :	SQZ-02-D
Version :	A
Page :	3/7
Date :	2021.01.01

4. ELECTRICAL CHARACTERISTICS

STYLE	SQZ-03	SQZ-05	SQZ-07	SQZ-10	SQZ-15	SQZ-20	SQZ-25	SQZ-30S	
Power Rating at 70°C	3W	5W	7W	10W	15W	20W	25W	30W	
Operating Temp. Range	-55°C ~ +155°C								
Maximum Working Volt.	250V	350V	500V	500V	500V	500V	500V	500V	
Maximum Overload Volt.	500V	700V	1000V	1000V	1000V	1000V	1000V	1000V	
Dielectric withstanding Volt.	500V	700V	1000V	1000V	1000V	1000V	1000V	1000V	
Value Range	Special	0.01Ω ~0.09Ω	0.01Ω ~0.09Ω	0.01Ω ~0.09Ω	0.01Ω ~0.09Ω	0.01Ω ~0.9Ω	0.01Ω ~0.9Ω	0.01Ω ~0.9Ω	0.01Ω ~0.9Ω
	standard	0.1Ω ~50K	0.1Ω ~50K	0.1Ω ~50K	0.1Ω ~50K	1Ω ~150K	1Ω ~150K	1Ω ~150K	1Ω ~150K
Temp. Coefficient	±300 PPM / °C special low to ±25PPM , high to ±1500PPM								

Figure 1

* Standard resistance is at the above list, below or over this resistance on request.

* Non-Inductive type up to 50Ω only.

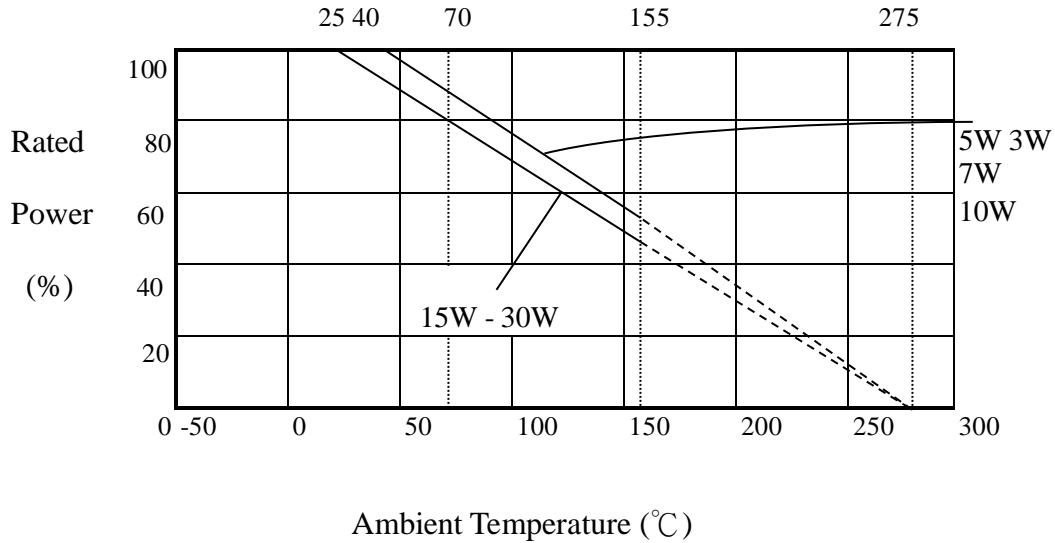


SYNTON-TECH CORPORATION

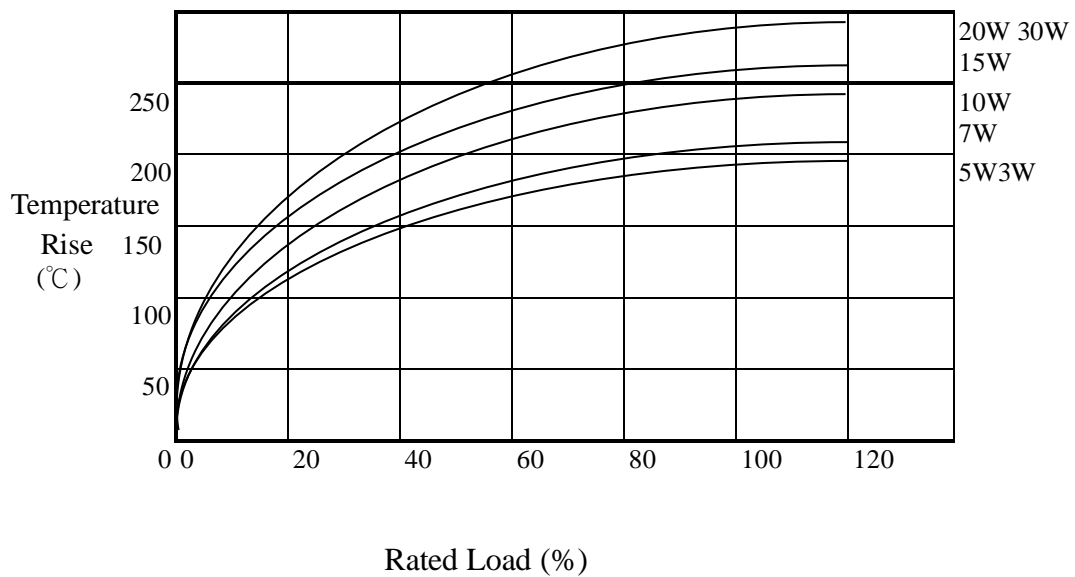
CEMENT POWER RESISTORS (SQZ TYPE)

File No. :	SQZ-02-D
Version :	A
Page :	4/7
Date :	2021.01.01

5. DERATING CURVE



6. TEMPERATURE RISE

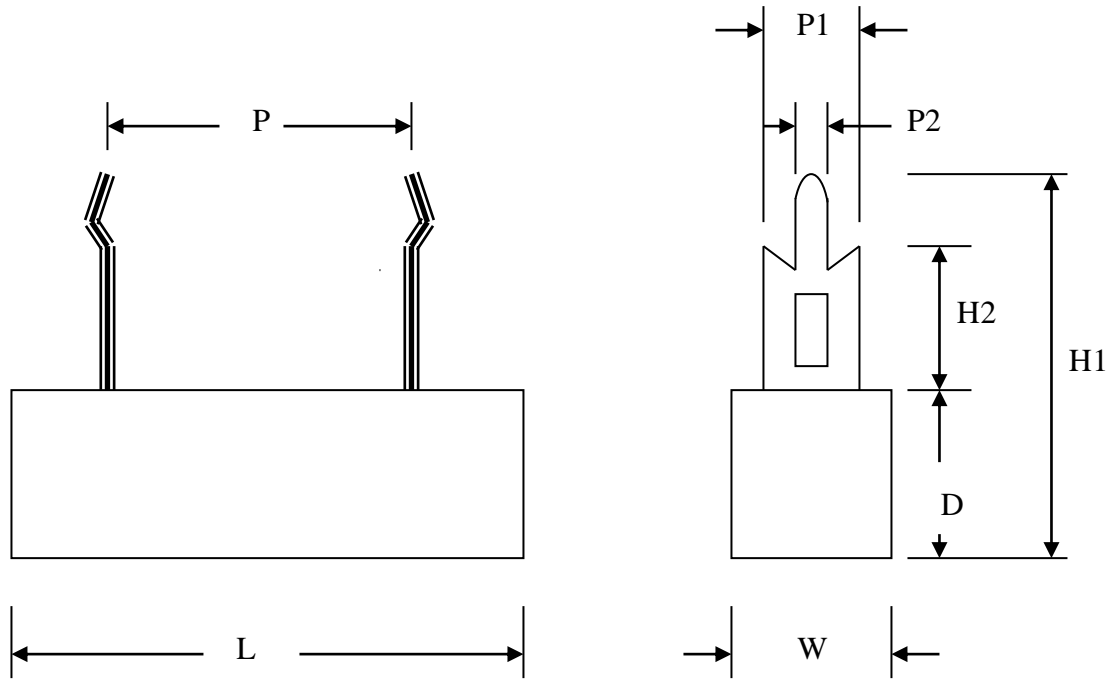




SYNTON-TECH CORPORATION
CEMENT POWER RESISTORS
(SQZ TYPE)

File No. :	SQZ-02-D
Version :	A
Page :	5/7
Date :	2021.01.01

7. DIMENSIONS



Unit:m/m

TYPE	POWER	L	W	H	P	P1	P2	H1	H2
SQZ-03	3W	24±1.5	9±1.5	9±1.5	8±1.5	6±1.5	1.4±0.2	25±1.5	10.5±1.5
SQZ-05	5W	27±1.5	10±1.5	9±1.5	15±1.5	6±1.5	1.4±0.2	25±1.5	10.5±1.5
SQZ-07	7W	35±1.5	10±1.5	9±1.5	20.5±1.5	6±1.5	1.4±0.2	25±1.5	10.5±1.5
SQZ-10	10W	48±1.5	10±1.5	9±1.5	30±1.5	6±1.5	1.4±0.2	25±1.5	10.5±1.5
SQZ-15	15W	48±1.5	12.5±1.5	11.5±1.5	32±1.5	10±2.0	3±0.5	33±1.5	15±1.5
SQZ-20	20W	63±1.5	12.5±1.5	11.5±1.5	45±2.0	10±2.0	3±0.5	33±1.5	15±1.5
SQZ-25	25W	63±1.5	12.5±1.5	11.5±1.5	45±2.0	10±2.0	3±0.5	33±1.5	15±1.5
SQZ-30S	30W	63±1.5	12.5±1.5	11.5±1.5	45±2.0	10±2.0	3±0.5	33±1.5	15±1.5

Figure2



SYNTON-TECH CORPORATION
CEMENT POWER RESISTORS
(SQZ TYPE)

File No. :	SQZ-02-D
Version :	A
Page :	6/7
Date :	2021.01.01

8. ENVIRONMENTAL CHARACTERISTICS

(1) Short-Time Overload

Test Method : 2.5 time RC WV for 5 seconds.

Acceptance Standard : $\pm (2\% + 0.05\Omega)$

(2) Temperature Coefficient of Resistance

Test Method : $-55^{\circ}\text{C} \sim 125^{\circ}\text{C}$

Acceptance Standard : $\pm 300\text{ppm}/^{\circ}\text{C}$

(3) Insulation Resistance

Test Method : in V-Block

Acceptance Standard : $> 1,000\text{M}\Omega$

(4) Solderability

Test Method : $260\pm 5^{\circ}\text{C}$ for 3 ± 0.5 seconds

Acceptance Standard : 95% min. covering

(5) Resistance to Solvent

Test Method : Trichroethane for 1 min. with ultrasonic

Acceptance Standard : no deterioration of coatings and markings

(6) Terminal Strength

Test Method : Direct load for 10 sec. In the direction
of the terminal leads

Acceptance Standard : $\geq 2.54\text{kg} (24.5\text{N})$

(7) Pulse overload

Test Method : 3 times RC WV 1000 ± 100 cycles
(1 sec. on 25 sec. off)

Acceptance Standard : $\pm(2\% + 0.05\Omega)$



SYNTON-TECH CORPORATION
CEMENT POWER RESISTORS
(SQZ TYPE)

File No. :	SQZ-02-D
Version :	A
Page :	7/7
Date :	2021.01.01

(8) Load Life in Humidity

Test Method : $40\pm 2^{\circ}\text{C}$, 90~95% RH at RCWV for 1000 hrs.
(1.5 hrs. on, 0.5 hrs. off)
Acceptance Standard : $\pm (5\% + 0.05 \Omega)$

(9) Load Life

Test Method : 70°C at RCWV for 1000 hrs.
(1.5 hrs. on, 0.5 hrs. off)
Acceptance Standard : $\pm (5\% + 0.05 \Omega)$

(10) Temperature Cycling

Test Method : $-65^{\circ}\text{C} \rightarrow \text{room temp.} \rightarrow 150^{\circ}\text{C} \rightarrow \text{room temp.}$
for 5 cycles
Acceptance Standard : $\pm (2\% + 0.05 \Omega)$

(11) Resistance to Soldering Heat

Test Method : Tensile : $350^{\circ}\text{C} \pm 10^{\circ}\text{C}$ for 3 ± 0.5 seconds
Acceptance Standard : $\pm (1\% + 0.05 \Omega)$

● **Rated continuous Working Voltage (RCWV)**

$$= \sqrt{\text{power rating} \times \text{resistance value}}$$